



Now You Can

MAKE COMFORT PERSONAL

AMERICA'S #1 SELLING BRAND OF DUCTLESS


mitsubishicomfort.com

THE FUTURE OF HOME COMFORT



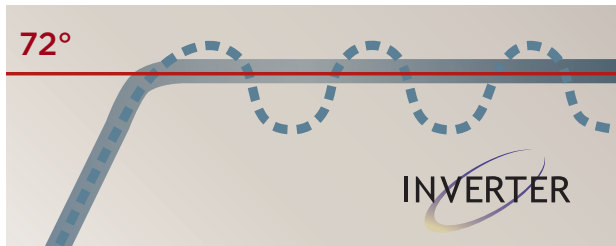
Mitsubishi Electric offers a superior alternative to traditional HVAC systems. Our ductless and ducted cooling and heating systems focus on individual rooms and living spaces, versus a central system's one-size-fits-all approach. Mitsubishi Electric systems are more energy-efficient, flexible, and easier to install — as proven by decades of successful use in Europe, Asia, and across the globe. It's easy to understand why ductless (or zoned) systems are the fastest growing segment of the American air-conditioning and heating market. Mitsubishi Electric products reduce energy costs and easily provide solutions for:

- ▶ **Hot and Cold Rooms.**
- ▶ **Additions and Renovations.**
- ▶ **Enclosed Patios.**
- ▶ **Homes Without Space For Ductwork.**
- ▶ **Larger, Multi-zone Living Spaces.**
- ▶ **Entire Home.**



ADVANCED FEATURES FOR GREATER COMFORT, EFFICIENCY AND CONVENIENCE

Put Your Comfort on Cruise Control



Thanks to our advanced INVERTER-driven compressor technology, you can achieve consistent temperatures throughout your space while saving energy during both the summer and winter months. The compressor speed is controlled to maximize efficiency, changing speeds according to the cooling or heating needs of your room(s). Like a car's cruise control, the system varies the compressor speed, which reduces power consumption for energy savings. This is different from conventional systems, which start and stop repetitively, wasting energy.

Detect and Control Temperature Fluctuations




Our MSZ-FH wall-mounted models have the i-see Sensor™ 3D. This infrared human sensing device scans the room and discovers the location of human heat signatures. The sensor also measures floor temperature in order to deliver conditioned air to those occupied areas that need it using double-vane airflow and motorized vertical vanes.

Hyper-heating When You Need It

The advances in the heating performance of our units are unmatched. Our available H2i® technology can heat your space effectively even when temperatures outside are down to -13° F. Our Hot Start technology provides hot air from the start with no drafts.



Multiple Filters for Cleaner, Healthier Air



All indoor models use a sophisticated multi-part filtration system to reduce contaminants such as allergens, viruses and bacteria from the air. This combination of filters provides a healthier breathing environment for the home.

Quiet as a Whisper



Both the outdoor and indoor units operate quietly. The indoor units can operate as low as 19dB(A) – that's quieter than a human whisper.

THE PERFECT SOLUTION TO YOUR

High Energy Costs

Why pay to cool and heat your home all year long when you only live in a few rooms at a time? With Mitsubishi Electric, you can actively condition the rooms you live in while dialing back energy costs in the rooms you don't use. Plus, Mitsubishi Electric's INVERTER-driven compressors automatically adjust to changing conditions to deliver ideal comfort while only using the energy that is needed.

- ▶ INVERTER-driven heating performance is far more efficient and effective than traditional heat pumps.
- ▶ Cooling is up to 40% more efficient than standard systems.
- ▶ Single and multi-zone systems available to fit any room or your entire home.
- ▶ Options include more than 30 ENERGY STAR® certified systems.



Hot or Cold Problem Rooms

An American Home Comfort Study (AHCS) reports that 67 percent of homes in the U.S. have a room that's too hot in the summer or too cold in the winter. It's a common problem with ducted forced air systems — one that can be solved quite simply with a Mitsubishi Electric system.

- ▶ Wireless control unit senses the temperature throughout the room and makes automatic adjustments.
- ▶ Installation is as simple as mounting units, connecting the refrigerant lines and making a few electrical connections.
- ▶ No new ductwork required, so installation is fast and doesn't require any messy renovation.
- ▶ Options for single rooms, multiple rooms or your entire home.



COOLING AND HEATING PROBLEMS

Renovations and New Homes

You don't have to install ductwork to make a living space comfortable. Mitsubishi Electric ductless solutions require only a 3" opening for two refrigerant lines, control wiring and electrical connections. Mitsubishi Electric ductless is the perfect solution for new additions, for renovated bedrooms and office spaces, for garage and basement workshops or studios. And it's a lifesaver for any home that can't accommodate ductwork.

- ▶ Outdoor units come in a wide variety of capacities, are compact and easy to install and camouflage.
- ▶ Attractive enclosures are available to beautify and protect outside refrigerant and electric lines.
- ▶ Indoor units can be installed anywhere in the room — on ceiling, wall, or floor.



Allergens and Odors

A room isn't really comfortable unless the air breathes comfortable. That's why Mitsubishi Electric cooling and heating systems use a sophisticated multi-part filter system to reduce odors, allergens, viruses and bacteria from the air as it circulates within a room.

- ▶ Hybrid filter absorbs odor-causing gases.
- ▶ Blue-enzyme, anti-allergen filter on select models reduces germs, bacteria and viruses and helps trap dust, pollens, mites and other particles that plague allergy sufferers.
- ▶ With regular cleaning, filters can last up to 10 years.
- ▶ Filters are easy to clean and maintain — you can do it in a matter of minutes.



INDOOR UNITS

Indoor units allow you to create individual comfort zones.

Control the temperature within any space using ductless models including wall-, floor-, and ceiling mounted options. Ducted options are available for larger or smaller zone conditioning. You can fine-tune your comfort while you save money by cooling or heating only the spaces you use.

Wall-mounted

Slim, wall-mounted units provide individual room comfort control. Deluxe wall units are available with several energy saving features.



Perfect for attics, sunrooms and rooms with low walls.

Floor-mounted

Ideal for areas that are smaller or don't have as much wall space. (Multi-zone applications only).



INDOOR UNITS



Perfect for bedrooms, offices, basements, sunrooms and additions.

Ceiling-recessed Cassette

Wider 4-way airflow pattern for better air distribution in a less obtrusive style.



Perfect for master bedrooms, baths, additions, rooms with attics.
Soffit or crawl space available.

Horizontal-ducted

Provides low-profile comfort and efficiency while staying hidden in ceiling or floor.



Multi-position-ducted

The perfect solution for larger zones or the entire floor. (Multi-zone applications only).



OUTDOOR UNITS



Single and Multi-zone Outdoor Units

An assortment of models provide a wide range of cooling and heating capacity from 2,800 to 54,000 Btu/h. Each specifically designed to power a single-indoor unit for single room applications – or up to eight indoor units for multiple-room applications. More than 30 ENERGY STAR® certified systems including efficiency ratings as high as 33.1 SEER. All units are extremely quiet when compared to conventional models. Talk to your authorized Mitsubishi Electric contractor about which combination will best fit your cooling and heating needs.

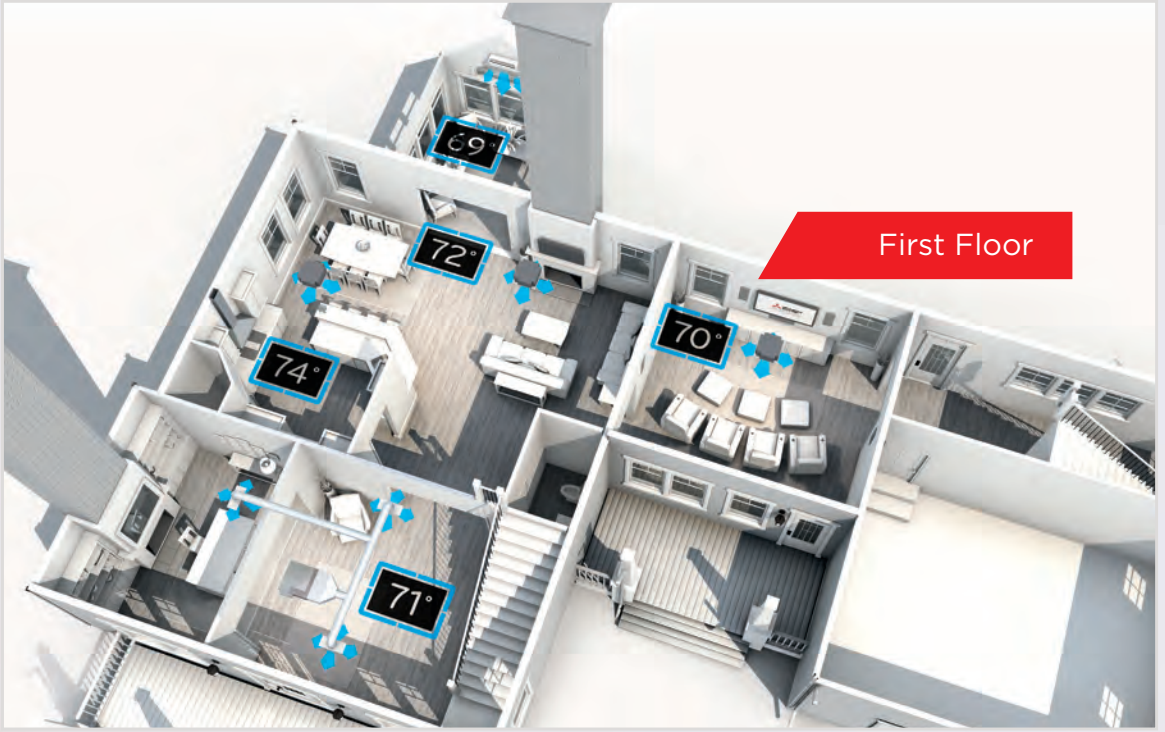


MULTI-ZONE APPLICATIONS


Multi-zone units allow you to create an oasis of comfort throughout your whole house in the rooms you use most.

Each room (zone) operates independently with its own wireless or wired remote controller, or smart phone, so people in different rooms can choose the temperature that makes them most comfortable.





First Floor



Second Floor

SINGLE-ZONE APPLICATIONS

Single rooms can now have ultimate comfort with the power of precise control over hot and cold spots.

Hot or Cold Rooms



Sunrooms



Kitchens




Master Bedrooms



Living Rooms / Media Rooms



Bonus Rooms / Guest Rooms



HOW OUR DUCTLESS SYSTEM WORKS

Ductless heat pump systems pump cooled or heated refrigerant directly to air-handling units through small pipes. Each living space has its own air-handling unit, and each unit has its own wireless electronic temperature controller. Here's how the system works in a single room application.

Indoor Unit uses refrigerant in the coil to cool or heat air and quietly delivers where you need it in the living room space.

Outdoor Unit has an INVERTER-driven compressor pump that cools or warms refrigerant and sends it inside to an air handler through small pipes. Power and control wiring connects the outdoor to the indoor unit also.



Wireless Controller conveniently allows you to adjust temperature, fan speed, and more... at the touch of a button.



Indoor Unit

Refrigerant Lines

Outdoor Unit

WIRELESSLY CONTROL HOME COMFORT FROM ANY PLACE, AT ANY TIME



kumo cloud™ is an app and web service that allows you to remotely and wirelessly control Mitsubishi Electric single- or multi-zone systems.

With kumo cloud, along with your smartphone or tablet device, you can manage multiple venues, such as home, work, and vacation locations.

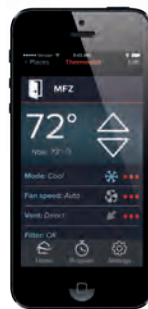
kumo cloud also controls functions like turning the system on/off, system mode, fan speed, and vane direction. In addition, it can monitor the filter and error codes.

To access kumo cloud, simply download the free mobile app (kumo cloud for iOS, Android and Fire OS can be found in the app stores). A Wi-Fi Interface, (PAC-WHS01WF-E), is also required for each indoor unit.



Optional MCCH1 Portable Central Controller

Full control of up to 16 RedLINK™ devices from anywhere in your home. Does not interfere with other wireless devices.



Optional MOS1 Outside Air Sensor

Monitors outside air temperature and humidity for display on MHK1 Remote Controller and MCCH1 Portable Central Controller.

Optional Thermostat Interface

Allows you to connect and control your Mitsubishi Electric system with other popular controllers on the market. Provides 3 input terminals to control fan speed control: High, Medium, and Low. One Thermostat Interface is needed per indoor unit.



MHK1 Wireless Wall-mounted Remote Controller and Wireless Receiver

Allows you to connect and control your Mitsubishi Electric system with other popular controllers on the market. Provides 3 input terminals to control fan speed control: High, Medium, and Low. One Thermostat Interface is needed per indoor unit.

Optional RedLINK™ Internet Gateway

Remotely monitors and controls your cooling and heating system at any time, from any place via PC, smartphone or tablet. No monthly fee, free app download.



WHY MITSUBISHI ELECTRIC?

Mitsubishi Electric is a world leader in ductless cooling and heating technology for both residential and commercial installations — and **we're #1 in Ductless in the United States.**

So, with Mitsubishi Electric, you can be sure that you're getting:

- ▶ **The latest, most efficient technology**, including the most advanced, INVERTER-driven heat pump systems in the world.
- ▶ **Mitsubishi Electric Diamond Contractors**: a nationwide network of independent local HVAC pros who will provide skilled installation and service.
- ▶ **One of the best warranties in the business**: 12 years on parts and 12 years on the compressor when installed and registered by a Mitsubishi Electric Diamond Contractor™. See website for warranty information.

Visit mitsubishicomfort.com to find a contractor in your area.



©2016 Mitsubishi Electric US, Inc. H2i is a registered trademark of Mitsubishi Electric. The three-diamond logo is a registered logo of Mitsubishi Electric Corporation. RedLINK and RedLINK wireless technology logos are registered trademarks of Honeywell International Inc. Product descriptions and specifications are based upon current information at time of printing. All designs, features, and specifications are subject to change without notice. For updated product information, please visit www.mitsubishicomfort.com

